

Office of the City Manager

July 28, 2009

Mr. Ivar Ridgeway
Stormwater Permitting Unit
Regional Water Quality Control Board – Los Angeles Region
320 W. 4th Street, Suite 200
Los Angeles, CA 90013

VIA E-MAIL TO:

iridgeway@waterboards.ca.gov

SUBJECT: REQUEST FOR INPUT REGARDING INCORPORATING THE PROVISIONS OF THE LOS ANGELES RIVER TRASH TMDL INTO THE LOS ANGELES COUNTY MS4 PERMIT

Dear Mr. Ridgeway:

Thank you for this opportunity to provide input on incorporating the provisions of the Los Angeles River Trash TMDL into the Los Angeles County MS4 permit. The City of Monrovia is located in the Los Angeles River Watershed. We are also a member of the Los Angeles Stormwater Quality Partnership (LASQP)¹ and by reference incorporates the comments made separately by LASQP on the subject request.

In the spirit of establishing the constructive and collaborative relationship that Monrovia, LASQP, and the LARWQCB are pursuing together, we are using this opportunity to strongly recommend the Regional Water Board incorporate conditions in the Los Angeles County MS4 permit, consistent with the Los Angeles River Trash TMDL, in a different way than the approach used for the Santa Monica Bay Beaches Bacteria Dry Weather TMDL.

As you are likely aware, that approach led to a petition challenging the permit, predicted an immediate receiving water quality objective exceedances, subsequent enforcement actions, and a lawsuit – all of which is yet to be reconciled. All of that can be avoided when incorporating the Los Angeles River Trash TMDL waste load allocations into the Los Angeles County MS4 permit. To do so, the Regional Water Board would design the permit provisions: 1) using USEPA's official guidance² (enclosed) and 2) recognizing and building on the very significant level of best management practice implementation already conducted in response to the Los Angeles River Trash TMDL.

¹ The purpose of LASQP is to establish a new kind of continuing and sustained working relationship between the municipal stormwater permittees and the Regional Water Board – a relationship focused on improving stormwater quality through a constructive and collaborative effort.

² *Establishing Total Maximum Daily Load (TMDL) Waste Load Allocations (WLAs) for Storm Water Sources and NPDES Permit Requirements Based on Those WLAs*; USEPA Memorandum from Robert H. Wayland III, Director – Office of Wetlands, Oceans and Watersheds and James A. Hanlon, Director – Office of Wastewater Management to Water Division Directors Regions 1-10; November 22, 2002.

RECEIVED
JUL 30 PM 4:00
LOS ANGELES COUNTY
WATER BOARD

1) Use USEPA Guidance

USEPA's guidance³ "clarifies existing USEPA regulatory requirements" and "addresses the establishment of water quality-based effluent limits (WQBELs) and conditions in National Pollutant Elimination Discharge Elimination System (NPDES) permits based on the WLAs for storm water discharges in TMDLs", and includes the following statements:

"NPDES permit conditions must be consistent with the assumptions and requirements of available WLAs. See 40 CFR §122.44(d)(1)(vii)(B)."⁴

"WQBELs for NPDES-regulated storm water discharges that implement WLAs in TMDLs may be expressed in the form of best management practices (BMPs) under specified circumstances. See 33 U.S.C. §1342(p)(3)(B)(iii); 40 C.F.R. §122.44(k)(2)&(3). If BMPs alone adequately implement the WLAs, then additional controls are not necessary."⁵

"EPA expects that most WQBELs for NPDES-regulated municipal and small construction storm water discharges will be in the form of BMPs, and that numeric limits will be used only in rare instances."⁶

"Where a TMDL has been approved, NPDES permits must contain effluent limits and conditions consistent with the requirements and assumptions of the wasteload allocations in the TMDL. See 40 CFR §122.44(d)(1)(vii)(B). Effluent limitations to control the discharge of pollutants generally are expressed in numerical form. However, in light of 33 U.S.C. §1342(p)(3)(B)(iii), EPA recommends that for NPDES-regulated municipal and small construction storm water discharges effluent limits should be expressed as best management practices (BMPs) or other similar requirements rather than as numeric effluent limits."⁷

USEPA's official guidance also strongly encourages stormwater permit writers to address the regulation's consistency requirement through use of an iterative BMP approach:

"The policy outlined in this memorandum affirms the appropriateness of an iterative, adaptive management BMP approach, whereby permits include effluent limits (e.g., a combination of structural and non-structural BMPs) that address storm water discharges, implement mechanisms to evaluate the performance of such controls, and make adjustments (i.e., more stringent controls or specific BMPs) as necessary to protect water quality. This approach is further supported by the recent report from the National Research Council (NRC), *Assessing the TMDL Approach to Water Quality Management* (National Academy Press, 2001)."⁸

³ Ibid, page 1.

⁴ Ibid, page 2.

⁵ Ibid, page 2.

⁶ Ibid, page 2.

⁷ Ibid, page 4.

⁸ Ibid, page 5.

2) Build on significant investment and achievement of best management practices

In December 2001, the Regional Water Board set up a process in the Los Angeles County MS4 permit for incorporating conditions consistent with the assumptions and requirements of the Trash TMDL WLAs – a process based on the BMP approach strongly recommended by USEPA:

“The Permittees shall revise the SQMP, at the direction of the Regional Board Executive Officer, to incorporate program implementation amendments so as to comply with regional, watershed specific requirements, and/or waste load allocations developed and approved pursuant to the process for the designation and implementation of Total Maximum Daily Loads (TMDLs) for impaired water bodies.” (Part 3. Storm Water Quality Management Program (SQMP) Implementation, C. Revision of the Storm Water Quality Management Program.)


“Permittees subject to a trash TMDL (Los Angeles River and Ballona Creek WMAs) shall continue to implement the requirements listed below until trash TMDL implementation measures are adopted. Thereafter, the subject Permittees shall implement programs in conformance with the TMDL implementation schedule, which shall include an effective combination of measures such as street sweeping, catch basin cleaning, installation of treatment devices and trash receptacles, or other BMPs.” (Part 4. Special Provisions, F. Public Agency Activities Programs, 5. Storm Drain Operation and Management, b.)

Since 2002, permittees have invested significant time and funds in understanding trash sources, assessing BMPs, and designing, installing, and testing trash capture devices. And these efforts are working – resulting in significant reductions in trash loads. In reopening the Los Angeles County MS4 Permit to incorporate the Los Angeles River TMDL, the City of Monrovia strongly encourages the Regional Water Board to:

- renew its commitment to the best management practice approach, which is also recommended by USEPA and is working,
- recognize and build on the very significant level of best management practice implementation and achievement conducted in response to the Los Angeles River Trash TMDL, and
- design the new permit provision using an approach of BMPs and adaptive implementation.

Thank you for the opportunity to provide input regarding incorporating the provisions of the Los Angeles River Trash TMDL into the Los Angeles County MS4 permit. We look forward to continuing to work with you on these issues. Feel free to contact me at (626) 932-6601 or sochoa@ci.monrovia.ca.us or Heather Maloney, Senior Management Analyst (626) 932-5577 or hmaloney@ci.monrovia.ca.us with questions.

Sincerely,



Scott Ochoa
City Manager

Enc. *Establishing Total Maximum Daily Load (TMDL) Waste Load Allocations (WLAs) for Storm Water Sources and NPDES Permit Requirements Based on Those WLAs, USEPA*

cc: Los Angeles Stormwater Quality Partnership




UNITED STATES ENVIRONMENTAL PROTECTION AGENCY
WASHINGTON, D.C. 20460


NOV 22 2002

OFFICE OF
WATER

MEMORANDUM

SUBJECT: Establishing Total Maximum Daily Load (TMDL) Wasteload Allocations (WLAs) for Storm Water Sources and NPDES Permit Requirements Based on Those WLAs

FROM: Robert H. Wayland, III, Director 
Office of Wetlands, Oceans and Watersheds

James A. Hanlon, Director 
Office of Wastewater Management

TO: Water Division Directors
Regions 1 - 10

This memorandum clarifies existing EPA regulatory requirements for, and provides guidance on, establishing wasteload allocations (WLAs) for storm water discharges in total maximum daily loads (TMDLs) approved or established by EPA. It also addresses the establishment of water quality-based effluent limits (WQBELs) and conditions in National Pollutant Discharge Elimination System (NPDES) permits based on the WLAs for storm water discharges in TMDLs. The key points presented in this memorandum are as follows:

NPDES-regulated storm water discharges must be addressed by the wasteload allocation component of a TMDL. See 40 C.F.R. § 130.2(h).

NPDES-regulated storm water discharges may not be addressed by the load allocation (LA) component of a TMDL. See 40 C.F.R. § 130.2 (g) & (h).

Storm water discharges from sources that are not currently subject to NPDES regulation may be addressed by the load allocation component of a TMDL. See 40 C.F.R. § 130.2(g).

It may be reasonable to express allocations for NPDES-regulated storm water discharges from multiple point sources as a single categorical wasteload allocation when data and information are insufficient to assign each source or outfall individual WLAs. See 40 C.F.R. § 130.2(i). In cases where wasteload allocations

are developed for categories of discharges, these categories should be defined as narrowly as available information allows.

The WLAs and LAs are to be expressed in numeric form in the TMDL. See 40 C.F.R. § 130.2(h) & (i). EPA expects TMDL authorities to make separate allocations to NPDES-regulated storm water discharges (in the form of WLAs) and unregulated storm water (in the form of LAs). EPA recognizes that these allocations might be fairly rudimentary because of data limitations and variability in the system.

NPDES permit conditions must be consistent with the assumptions and requirements of available WLAs. See 40 C.F.R. § 122.44(d)(1)(vii)(B).

WQBELs for NPDES-regulated storm water discharges that implement WLAs in TMDLs may be expressed in the form of best management practices (BMPs) under specified circumstances. See 33 U.S.C. §1342(p)(3)(B)(iii); 40 C.F.R. §122.44(k)(2)&(3). If BMPs alone adequately implement the WLAs, then additional controls are not necessary.

EPA expects that most WQBELs for NPDES-regulated municipal and small construction storm water discharges will be in the form of BMPs, and that numeric limits will be used only in rare instances.

When a non-numeric water quality-based effluent limit is imposed, the permit's administrative record, including the fact sheet when one is required, needs to support that the BMPs are expected to be sufficient to implement the WLA in the TMDL. See 40 C.F.R. §§ 124.8, 124.9 & 124.18.

The NPDES permit must also specify the monitoring necessary to determine compliance with effluent limitations. See 40 C.F.R. § 122.44(i). Where effluent limits are specified as BMPs, the permit should also specify the monitoring necessary to assess if the expected load reductions attributed to BMP implementation are achieved (e.g., BMP performance data).

The permit should also provide a mechanism to make adjustments to the required BMPs as necessary to ensure their adequate performance.

This memorandum is organized as follows:

- (I). Regulatory basis for including NPDES-regulated storm water discharges in WLAs in TMDLs;
- (II). Options for addressing storm water in TMDLs; and

- (III). Determining effluent limits in NPDES permits for storm water discharges consistent with the WLA

(I). Regulatory Basis for Including NPDES-regulated Storm Water Discharges in WLAs in TMDLs

As part of the 1987 amendments to the CWA, Congress added Section 402(p) to the Act to cover discharges composed entirely of storm water. Section 402(p)(2) of the Act requires permit coverage for discharges associated with industrial activity and discharges from large and medium municipal separate storm sewer systems (MS4), *i.e.*, systems serving a population over 250,000 or systems serving a population between 100,000 and 250,000, respectively. These discharges are referred to as Phase I MS4 discharges.

In addition, the Administrator was directed to study and issue regulations that designate additional storm water discharges, other than those regulated under Phase I, to be regulated in order to protect water quality. EPA issued regulations on December 8, 1999 (64 FR 68722), expanding the NPDES storm water program to include discharges from smaller MS4s (including all systems within "urbanized areas" and other systems serving populations less than 100,000) and storm water discharges from construction sites that disturb one to five acres, with opportunities for area-specific exclusions. This program expansion is referred to as Phase II.

Section 402(p) also specifies the levels of control to be incorporated into NPDES storm water permits depending on the source (industrial versus municipal storm water). Permits for storm water discharges associated with industrial activity are to require compliance with all applicable provisions of Sections 301 and 402 of the CWA, *i.e.*, all technology-based and water quality-based requirements. *See* 33 U.S.C. §1342(p)(3)(A). Permits for discharges from MS4s, however, "shall require controls to reduce the discharge of pollutants to the maximum extent practicable ... and such other provisions as the Administrator or the State determines appropriate for the control of such pollutants." *See* 33 U.S.C. §1342(p)(3)(B)(iii).

Storm water discharges that are regulated under Phase I or Phase II of the NPDES storm water program are point sources that must be included in the WLA portion of a TMDL. *See* 40 C.F.R. § 130.2(h). Storm water discharges that are not currently subject to Phase I or Phase II of the NPDES storm water program are not required to obtain NPDES permits. 33 U.S.C. §1342(p)(1) & (p)(6). Therefore, for regulatory purposes, they are analogous to nonpoint sources and may be included in the LA portion of a TMDL. *See* 40 C.F.R. § 130.2(g).

(II). Options for Addressing Storm Water in TMDLs

Decisions about allocations of pollutant loads within a TMDL are driven by the quantity and quality of existing and readily available water quality data. The amount of storm water data available for a TMDL varies from location to location. Nevertheless, EPA expects TMDL authorities will make separate aggregate allocations to NPDES-regulated storm water discharges

(in the form of WLAs) and unregulated storm water (in the form of LAs). It may be reasonable to quantify the allocations through estimates or extrapolations, based either on knowledge of land use patterns and associated literature values for pollutant loadings or on actual, albeit limited, loading information. EPA recognizes that these allocations might be fairly rudimentary because of data limitations.

EPA also recognizes that the available data and information usually are not detailed enough to determine waste load allocations for NPDES-regulated storm water discharges on an outfall-specific basis. In this situation, EPA recommends expressing the wasteload allocation in the TMDL as either a single number for all NPDES-regulated storm water discharges, or when information allows, as different WLAs for different identifiable categories, e.g., municipal storm water as distinguished from storm water discharges from construction sites or municipal storm water discharges from City A as distinguished from City B. These categories should be defined as narrowly as available information allows (e.g., for municipalities, separate WLAs for each municipality and for industrial sources, separate WLAs for different types of industrial storm water sources or dischargers).

(III). Determining Effluent Limits in NPDES Permits for Storm Water Discharges Consistent with the WLA

Where a TMDL has been approved, NPDES permits must contain effluent limits and conditions consistent with the requirements and assumptions of the wasteload allocations in the TMDL. See 40 CFR § 122.44(d)(1)(vii)(B). Effluent limitations to control the discharge of pollutants generally are expressed in numerical form. However, in light of 33 U.S.C. § 1342(p)(3)(B)(iii), EPA recommends that for NPDES-regulated municipal and small construction storm water discharges effluent limits should be expressed as best management practices (BMPs) or other similar requirements, rather than as numeric effluent limits. See *Interim Permitting Approach for Water Quality-Based Effluent Limitations in Storm Water Permits*, 61 FR 43761 (Aug. 26, 1996). The Interim Permitting Approach Policy recognizes the need for an iterative approach to control pollutants in storm water discharges. Specifically, the policy anticipates that a suite of BMPs will be used in the initial rounds of permits and that these BMPs will be tailored in subsequent rounds.

EPA's policy recognizes that because storm water discharges are due to storm events that are highly variable in frequency and duration and are not easily characterized, only in rare cases will it be feasible or appropriate to establish numeric limits for municipal and small construction storm water discharges. The variability in the system and minimal data generally available make it difficult to determine with precision or certainty actual and projected loadings for individual dischargers or groups of dischargers. Therefore, EPA believes that in these situations, permit limits typically can be expressed as BMPs, and that numeric limits will be used only in rare instances.

Under certain circumstances, BMPs are an appropriate form of effluent limits to control pollutants in storm water. See 40 CFR § 122.44(k)(2) & (3). If it is determined that a BMP approach (including an iterative BMP approach) is appropriate to meet the storm water component of the TMDL, EPA recommends that the TMDL reflect this.

EPA expects that the NPDES permitting authority will review the information provided by the TMDL, see 40 C.F.R. § 122.44(d)(1)(vii)(B), and determine whether the effluent limit is appropriately expressed using a BMP approach (including an iterative BMP approach) or a numeric limit. Where BMPs are used, EPA recommends that the permit provide a mechanism to require use of expanded or better-tailored BMPs when monitoring demonstrates they are necessary to implement the WLA and protect water quality.

Where the NPDES permitting authority allows for a choice of BMPs, a discussion of the BMP selection and assumptions needs to be included in the permit's administrative record, including the fact sheet when one is required. 40 C.F.R. §§ 124.8, 124.9 & 124.18. For general permits, this may be included in the storm water pollution prevention plan required by the permit. See 40 C.F.R. § 122.28. Permitting authorities may require the permittee to provide supporting information, such as how the permittee designed its management plan to address the WLA(s). See 40 C.F.R. § 122.28. The NPDES permit must require the monitoring necessary to assure compliance with permit limitations, although the permitting authority has the discretion under EPA's regulations to decide the frequency of such monitoring. See 40 CFR § 122.44(i). EPA recommends that such permits require collecting data on the actual performance of the BMPs. These additional data may provide a basis for revised management measures. The monitoring data are likely to have other uses as well. For example, the monitoring data might indicate if it is necessary to adjust the BMPs. Any monitoring for storm water required as part of the permit should be consistent with the state's overall assessment and monitoring strategy.

The policy outlined in this memorandum affirms the appropriateness of an iterative, adaptive management BMP approach, whereby permits include effluent limits (e.g., a combination of structural and non-structural BMPs) that address storm water discharges, implement mechanisms to evaluate the performance of such controls, and make adjustments (i.e., more stringent controls or specific BMPs) as necessary to protect water quality. This approach is further supported by the recent report from the National Research Council (NRC), *Assessing the TMDL Approach to Water Quality Management* (National Academy Press, 2001). The NRC report recommends an approach that includes "adaptive implementation," i.e., "a cyclical process in which TMDL plans are periodically assessed for their achievement of water quality standards" . . . and adjustments made as necessary. *NRC Report* at ES-5.

This memorandum discusses existing requirements of the Clean Water Act (CWA) and codified in the TMDL and NPDES implementing regulations. Those CWA provisions and regulations contain legally binding requirements. This document describes these requirements; it does not substitute for those provisions or regulations. The recommendations in this memorandum are not binding; indeed, there may be other approaches that would be appropriate

in particular situations. When EPA makes a TMDL or permitting decision, it will make each decision on a case-by-case basis and will be guided by the applicable requirements of the CWA and implementing regulations, taking into account comments and information presented at that time by interested persons regarding the appropriateness of applying these recommendations to the particular situation. EPA may change this guidance in the future.

If you have any questions please feel free to contact us or Linda Boornazian, Director of the Water Permits Division or Charles Sutfin, Director of the Assessment and Watershed Protection Division.

cc:

Water Quality Branch Chiefs
Regions 1 - 10

Permit Branch Chiefs
Regions 1 - 10